


OUTBLOK

Specification and Price Guide




List of Contents



PART01

Why Stainless
Steel



PART03

Accessories
&
Custom Options



PART02

BBQ Pods
Collection



PART04

Customer Showcase
& FAQ

Why Choose Us?

Stainless Steel Door Panels

1 door panel / 6-layer structure
Comparable to automotive paint,
220°C environmentally friendly
baking process



Stainless Steel Cabinet

Durable and pressure-resistant
cabinet is built with an internal stainless steel frame for reinforcement.
Screws fasten securely without loosening or stripping
This is a kitchen cabinet that can last for 50 years





Customizable:



Tailor-made to fit various outdoor spaces, styles, and functional needs, from modern minimalist to natural wood and industrial designs.

Dustproof & Windproof:



Durable stainless steel structure with sealed doors effectively keeps dust, leaves, and strong winds out, maintaining a clean cooking area and extending equipment lifespan.

UV-Resistant Waterproof & Heat-Resistant:



Made with weather-resistant materials that resist fading and rust, enduring intense sun, heavy rain, and high temperatures without compromising appearance or functionality.

Multi-functional Setup:



Integrates grills, sinks, refrigerators, storage, and entertainment modules, providing a one-stop solution for prepping, cooking, storage, and socializing in outdoor spaces.


Quality assurance



5 years

Electrical appliances

Electrical appliances products non-human damage, within 5 years of the package change



10 years

Subject

Main components, including the frame, cabinet, warranty for 10 years

PART02

Outblok Units

Unlock Better Living, Right in Your Backyard



Section 1: Outblok Mini (Visuals)



Normal Price
~~\$26,990~~



Mid-year Sale
\$24,990

Section 1: Outblok Mini (Specs)



Section 1: Outblok Mini (Dimensions)



Section 1: A-Mini Outdoor BBQ Pod (configurations)

Categor y	No.	Configuration Name	Specification	Remarks
Size Configuration	1	BBQ Pod Outer Dimensions	L2210mm × W1002mm × H2350mm	
	2	Door Opening Angle	90°	
	3	Total Open Dimensions	L2210mm × W3202mm × H2350mm	
Basic Configuration	4	Material	Stainless Steel	
	5	Distribution Box	Rear-right side	
	6	BBQ Pod Gate	Electric control	Remote Control
	7	Stainless Steel Sink	AF-4541	
	8	Faucet	AF-C03 Stainless Steel Pull-Out Faucet	
	9	BBQ Grill	Built-in 30-Inch	
	10	Refrigerator	21inch Glass doors/stainless steel doors	
	11	Drawer	Imported Blum	
	12	Gate Surrounding RGB Light Strip	24V Adjustable RGB Lighting	Remote Control
	13	Lighting Function	COB 24V Waterproof Lighting (Includes Top, Inner Top, Side, and Toe Kick Light Strips)	
Customization Options	14	Exterior Color	Customizable	
	15	Cabinets Color	Door Panel color customizable	
	16	Interior Countertop Material	Stainless steel / Sintered Stone	
	17	Wine Glass Holder	Optional	
	18	Wall-mounted Storage Shelf	Customizable levels	

Section 2: Outblok Max (Visuals)



Normal Price
~~\$33,990~~



Mid-year Sale
\$29,990

Section 2: Outblok Max (Specs)



Section 2: Outblok Max (Dimensions)



Section 3: Outblok Max (configurations)

Categor y	No.	Configuration Name	Specification	Remarks
Size Configuration	1	BBQ Pod Outer Dimensions	L3500mm × W1002mm × H2350mm	
	2	Door Opening Angle	90°	
	3	Total Open Dimensions	L3500mm × W3202mm × H2350mm	
Basic Configuration	4	Material	Stainless Steel	
	5	Distribution Box	Rear-right side	
	6	BBQ Pod Gate	Electric control	Remote Control
	7	BBQ Grill	Built-in 36-Inch	
	8	Stainless Steel Sink	AF-4541	
	9	Faucet	AF-C03 Stainless Steel Pull-Out Faucet	
	10	Drawer	Imported Blum	
	11	Electric Lift Spice Cabinet	Electric control	
	12	Gate Surrounding RGB Light Strip	24V Adjustable RGB Lighting	Remote Control
Appliance Configuration	13	Lighting Function	COB 24V Waterproof Lighting (Includes Top, Inner Top, Side, and Toe Kick Light Strips)	
	14	Refrigerator	24inch Glass doors/stainless steel doors	
	15	Range Hood	European style	
	16	Television	32-Inch LCD TV with Telescopic Mounting Bracket	Remote Control
	17	Built-in Audio System	Wireless Bluetooth, Premium Sound	Bluetooth Control
Customization Options	18	Exterior Color	Color customizable	
	19	Cabinets Color	Door Panel color customizable	
	20	Interior Countertop Material	Stainless steel / Sintered Stone	
	21	Wine Glass Holder	Optional	
	22	Wall-mounted Storage Shelf	Adjustable Levels	


Countertop Options



SUS304 Stainless Steel Countertop



Color: Tree Bark
Code: SS-A01




Color: Rhino Skin
Code: SS-A01




Powder-Coated Colour Options for the Exterior of Outdoor BBQ Pods




External
colors



Color: Athens White
Code: IEPC-A01



Color: Matte Beige
Code: IEPC-A02



Color: Khaki Grey
Sand Texture
Code: IEPC-A03




Color: Grey Sparkle
Micro Particles
Code: IEPC-A04



Color: Light Medium
Grey Sand Texture
Code: IEPC-A05



Color: Silver Grey Sand
Texture
Code: IEPC-A06




Color: Medium Grey
Sand Texture
Code: IEPC-A07



Color: Grey Shimmer
Silver
Code: IEPC-A08



Color: Purple-Grey
Pine Blossom
Code: IEPC-A09

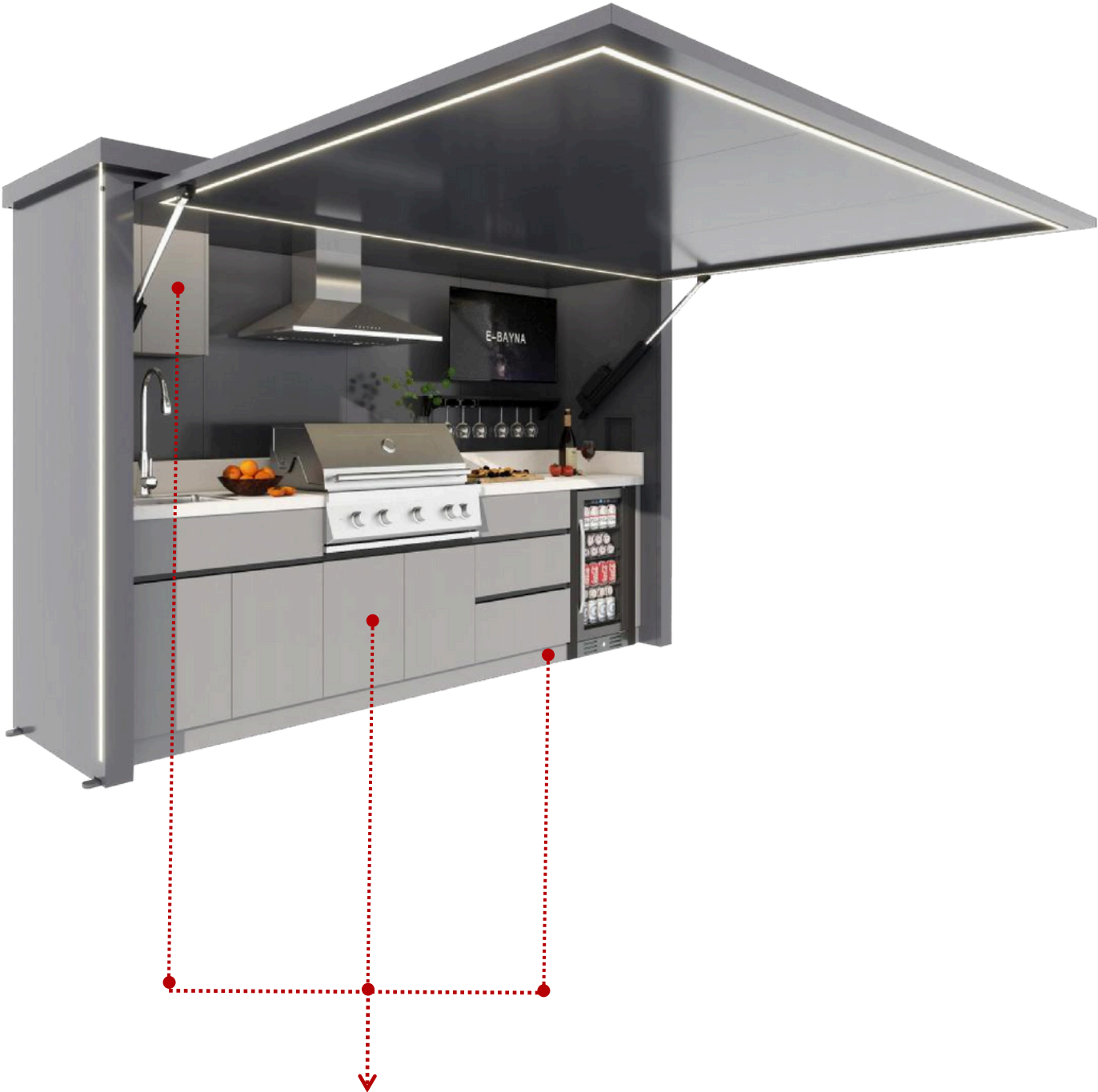


Color: Black Sand
Texture
Code: IEPC-A10


Powder-Coated, Wood Grain Transfer, or Sintered Stone Finish Options for Cabinets and Interior BBQ Pods




Powder-Coated



Internal colors



Color: Athens White
Code: IEPC-A01



Color: Matte Beige
Code: IEPC-A02



Color: Khaki Grey Sand Texture
Code: IEPC-A03




Color: Grey Sparkle Micro Particles
Code: IEPC-A04



Color: Light Medium Grey Sand Texture
Code: IEPC-A05




Color: Silver Grey Sand Texture
Code: IEPC-A06




Color: Medium Grey Sand Texture
Code: IEPC-A07



Color: Grey Shimmer Silver
Code: IEPC-A08



Color: Purple-Grey Pine Blossom
Code: IEPC-A09



Color: Black Sand Texture
Code: IEPC-A10



Color: Olive Green
Code: IEPC-A11




Color: Lake Green Sparkle
Code: IEPC-A12

Powder-Coated, Wood Grain Transfer, or Sintered Stone Finish Options for Cabinets and Interior BBQ Pods

Internal color



Wood Grain Transfer



Color: Camel Grey
Sand Texture
Code: ITP-A01



Color: Khaki
Wood Grain
Code: ITP-A02



Color: Black Walnut
Wood
Code: ITP-A03



Sintered Stone







Color: Titanium Blue
Code: IST-A01




Color: Italian Black
Walnut
Code: IST-A02

Appliance Options

Products	Size	Pictures
BBQ Grill	30inch	
	36inch	
	42inch	
	46inch	
Refrigerator Glass doors/stainless steel doors	21inch	
	24inch	
Television	32inch	
	38inch	
	43inch	
Built-in Audio System	Wireless Bluetooth, Premium Sound	Bluetooth Control
Wine Glass Holder	Optional	
Wall-mounted Storage Shelf	Adjustable Levels	
Trash Can	Optional	

How It Works (Installation & Delivery)





Customer Showcase





FAQs

1. Are any special preparations required for installation? Ground requirements: Must be installed on a flat, solid foundation such as a 10 cm-thick concrete platform or a platform with anti-corrosion wooden beams. Avoid placing directly on soil or uneven ground.

Space clearance: Leave at least 15 cm of space around all sides for ventilation. Ensure there is a minimum 50 cm clearance from flammable materials above (such as eaves) for safety. Water and electrical planning : If installing a cabinet with refrigeration , plan power supply lines in advance . If the unit includes a sink , make sure to reserve plumbing connections for both water supply and drainage .

2. What should be noted during daily use?

Scratch prevention : Avoid cleaning with steel wool or sharp tools to prevent damage to the stainless steel's protective passivation layer . Use a soft microfiber cloth instead .

Heat protection : Do not place hot grills or baking trays directly onto the cabinet after removing them from heat . Use heat-resistant pads .

Clog prevention : Regularly clean the bottom drainage holes to prevent blockages from grease or debris .

3. Common Issues & Solutions:

● What if rust spots appear on the surface?

If caused by iron filings, wipe with a soft cloth soaked in a 10% citric acid solution, then rinse with water. If caused by material corrosion (rare), contact the manufacturer for support. Avoid contact with carbon steel items to reduce the risk of iron particle adhesion .

● Cabinet door not opening smoothly:

Check for food residue or grease in the hinges or sliding tracks . Clean and apply a small amount of lubricant . If hardware is worn due to long-term use , replace with stainless steel parts of the same

specifications

● Do surface scratches affect functionality? Minor scratches do not affect rust resistance and can be polished with stainless steel polishing paste. Deeper scratches may damage the protective layer, contact the manufacturer for professional treatment to avoid localized corrosion.

4. Installation Suitability Scenarios:

● Where are stainless steel BBQ cabinets ideal for use?

Home patios /yards: Great for regular grilling and storage , highly weather-resistant with no need for frequent moving . Commercial locations: Perfect for restaurant outdoor dining areas or BBQ zones in guesthouses , durable and easy to clean .

Coastal villas: Their salt-spray corrosion resistance makes them ideal for seaside outdoor kitchens .